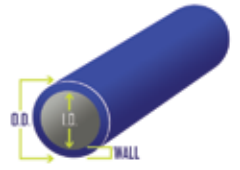


# ALUMINUM SCH.40 PIPE

6061-T6, QQ-A-200/8

20' & 24' LENGTHS

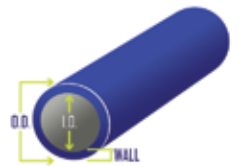


SIZE	O.D.	I.D.	WALL	WEIGHT/FT
1/2"	.840"	.622"	.109"	.294#
3/4"	1.050"	.824"	.113"	.391#
1"	1.315"	1.049"	.133"	.581#
1-1/4"	1.660"	1.380"	.140"	.786#
1-1/2"	1.900"	1.610"	.145"	.940#
2"	2.375"	2.067"	.154"	1.264#
2"	2.375"	2.067"	.154"	1.264#
2-1/2"	2.875"	2.469"	.203"	2.004#
3"	3.500"	3.068"	.216"	2.621#
3-1/2"	4.000"	3.548"	.226"	3.151#
4"	4.500"	4.026"	.237"	3.733#
5"	5.563"	5.047"	.258"	5.057#
6"	6.625"	6.065"	.280"	6.564#

# ALUMINUM SCH.80 PIPE

6061-T6, QQ-A-200/8

20' & 24' LENGTHS

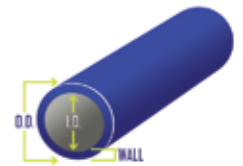


SIZE	O.D.	I.D.	WALL	WEIGHT/FT
1/4"	.540"	.302	.119"	.185#
1"	1.315"	.957"	.179"	.751#
1-1/4"	1.660"	1.278"	.191"	1.037#
1-1/2"	1.900"	1.500"	.200"	1.256#
2"	2.375"	1.939"	.218"	1.737#
2-1/2"	2.875"	2.323"	.276"	2.650#
3"	3.500"	2.900"	.300"	3.547#
3-1/2"	4.000"	3.364"	.318"	4.326#
4"	4.500"	3.826"	.337"	5.288#
5"	5.563"	4.813"	.375"	7.188#
6"	6.625"	5.761"	.432"	9.884#
8"	8.625"	7.625"	.500"	15.010#

# ALUMINUM SCH.10 PIPE

6063-T52, QQ-A-200/8

20' LENGTHS

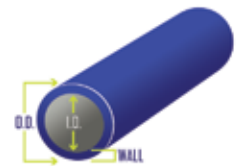


SIZE	O.D.	I.D.	WALL	WEIGHT/FT
1"	1.315"	1.097"	.109"	.486#
1-1/4"	1.660"	1.442"	.109"	.625#
1-1/2"	1.900"	1.682"	.109"	.721#
2"	2.375"	2.157"	.109"	.913#
2-1/2"	2.875"	2.635"	.120"	1.221#
3"	3.500"	3.260"	.120"	1.498#
4"	4.500"	4.260"	.120"	1.942#
5"	5.563"	5.295"	.134"	2.686#
6"	6.625"	6.357"	.134"	3.214#

# ALUMINUM SCH.40 PIPE

6063-T52, QQ-A-200/9

20' LENGTHS

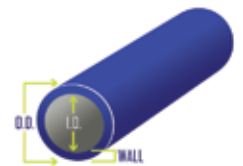


NOMINAL SIZE	O.D.	I.D.	WALL	WEIGHT/FT
1/4"	.540"	.364"	.088"	.147#
3/8"	.675"	.493"	.091"	.196#
1/2"	.840"	.622"	.109"	.294#
3/4"	1.050"	.824"	.113"	.391#
1"	1.315"	1.049"	.133"	.581#
1-1/4"	1.660"	1.380"	.140"	.786#
1-1/2"	1.900"	1.610"	.145"	.940#
2"	2.375"	2.067"	.154"	1.264#
2-1/2"	2.875"	2.469"	.203"	2.004#
3"	3.500"	3.068"	.216"	2.621#
3-1/2"	4.000"	3.548"	.226"	3.151#
6"	6.625"	6.065"	.280"	6.564#

# ALUMINUM SCH.80 PIPE

6063-T52, QQ-A-200/8

20' LENGTHS



SIZE	O.D.	I.D.	WALL	WEIGHT/FT
1"	1.315"	.957"	.179"	.751#
1-1/4"	1.660"	1.278"	.191"	1.037#
1-1/2"	1.900"	1.500"	.200"	1.256#
2"	2.375"	1.939"	.218"	1.737#
3"	3.500"	2.900"	.300"	3.547#
4"	4.500"	3.826"	.337"	5.183#