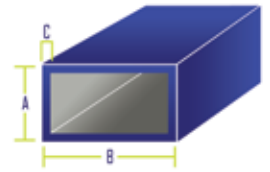


ALUMINUM RECTANGULAR TUBE

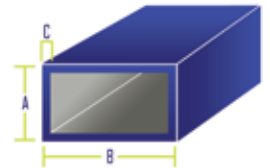
6061-T6, QQ-A-200/9



A	X	B	C	LENGTH	WEIGHT/FT
1"	X	2"	.125" (.125R)	25'	.817#
2"	X	3"	.250"	24'	2.700#
2"	X	4"	.250"	24'	3.300#
2"	X	5"	.250"	24'	3.900#
2"	X	6"	.250"	24'	4.500#
4"	X	6"	.250"	28'	5.700#
4"	X	8"	.250"	28'	6.900#

ALUMINUM RECTANGULAR TUBE

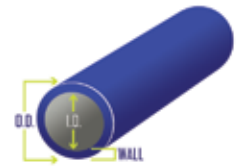
6063-T52, QQ-A-200/9



A	X	B	C	LENGTH	WEIGHT/FT
1/2"	X	1"	.093"	24'	.293#
3/4"	X	1-1/2"	.125"	24'	.600#
1"	X	1-1/2"	.125"	24'	.676#
1"	X	2"	.062" [.140R]	24'	.437#
1"	X	2"	.062"	24'	.428#
1"	X	2"	.093"	24'	.628#
1"	X	2"	.093" [.125R]	24'	.613#
1"	X	2"	.100"	24'	.672#
1"	X	2"	.125"	24'	.824#
1"	X	2"	.125"	30'	.824#
1"	X	2"	.125" [.125R]	24'	.817#
1"	X	3"	.125"	24'	1.125#
1"	X	4"	.125"	24'	1.425#
1-1/4"	X	2-1/2"	.125"	24'	1.050#
1-1/2"	X	2"	.125"	24'	.976#
1-1/2"	X	3"	.125"	24'	1.272#
1-3/4"	X	3"	.125"	24'	1.350#
2"	X	3"	.125"	24'	1.426#
2"	X	4"	.125"	24'	1.724#
2"	X	4"	.250"	24'	3.300#
3"	X	4"	.125"	24'	2.074#
2"	X	5"	.125"	24'	2.025#
2"	X	6"	.125"	24'	2.327#
2"	X	8"	.125"	24'	2.962#
2"	X	10"	.190"	24'	5.244#

ALUMINUM ROUND TUBE

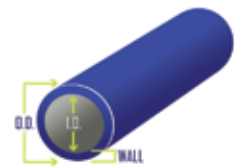
6061-T6, QQ-A-200/9



O.D.	I.D.	WALL	LENGTH	WEIGHT/FT
1-1/2"	1.250"	.125"	24'	.635#
2"	1.750"	.125"	12'	.866#
2"	1.750"	.125"	24'	.866#
2-1/2"	2.250"	.125"	12' 6"	1.097#
2-1/2"	2.250"	.125"	15'	1.097#
3"	2.750"	.125"	13'6"	1.355#
3"	2.750"	.125"	15'	1.355#
3"	2.750"	.125"	24'	1.355#
3-1/2"	3.126"	.187"	15'	2.300#
3-1/2"	3.126"	.187"	20'	2.300#
4"	3.750"	.125"	24'	1.790#
4"	3.624"	.188"	20'	2.647#
4"	3.500"	.250"	20'	3.464#
4-1/2"	4.000"	.250"	20'	3.925#
6"	5.500"	.250"	20'	5.311#
6"	5.500"	.250"	24'	5.311#

ALUMINUM ROUND TUBE

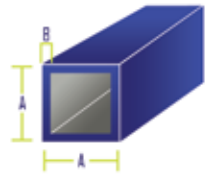
6063-T52



O.D.	I.D.	WALL	LENGTH	WEIGHT/FT
3/4"	.620"	.065"	24'	.172#
1"	.876"	.062"	20'	.229#
1"	.876"	.062"	24'	.229#
1"	.750"	.125"	20'	.404#
1"	.750"	.125"	24'	.404#
1-1/4"	1.126"	.062"	24'	.278#
1-1/8"	1.152"	.049"	16'	.195#
1-1/4"	1.070"	.090"	24'	.385#
1-1/4"	1.000"	.125"	20'	.520#
1-1/2"	1.370"	.065"	24'	.351#
1-1/2"	1.320"	.093"	24'	.493#
1-1/2"	1.250"	.125"	20'	.635#
1-1/2"	1.250"	.125"	24'	.635#
2"	1.870"	.065"	24'	.474#
2"	1.750"	.125"	20'	.866#
3"	2.834"	.083"	24'	.895#
3"	2.750"	.125"	24'	1.355#
4"	3.750"	.125"	24'	1.790#

ALUMINUM RADIUS SQUARE TUBE

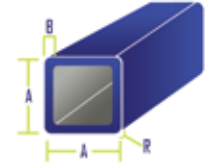
6061-T6, QQ-A-200/9



A	B	RADIUS	LENGTH	WEIGHT/FT
2"	.250"	.250"	24'	2.100#
2-1/2"	.250"	.031"	24'	2.680#
3"	.250"	.313"	18'	3.300#
3"	.250"	.313"	24'	3.300#

ALUMINUM RADIUS SQUARE TUBE

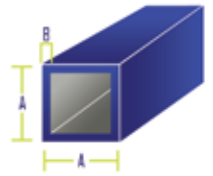
6063-T52, QQ-A-200/9



A	B	RADIUS	LENGTH	WEIGHT/FT
3/4"	.040"	.093	24'	.145#
3/4"	.045"	.093	24'	.150#
3/4"	.062"	.187	24'	.206#
3/4"	.093"	.090	24'	.293#
1"	.040"	.093	24'	.182#
1"	.062"	.062	24'	.278#
1"	.062"	.125	24'	.278#
1"	.090"	.125	24'	.392#
1"	.125"	.125	24'	.526#
1-1/4"	.093"	.125	24'	.516#
1-1/4"	.100"	.250	24'	.511#
1-1/2"	.125"	.125	24'	.809#
2"	.063"	.140	24'	.604#
2"	.125"	.250	24'	1.109#
2"	.188"	.400	24'	1.700#
3"	.188"	.188	25'	2.502#
3"	.250"	.313	25'	3.204#

ALUMINUM SQUARE TUBE

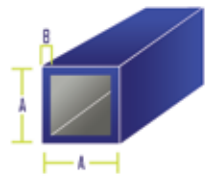
6061-T6, QQ-A-200/9



A	B	LENGTH	WEIGHT/FT
1"	.125"	24'	.524#
1-1/2"	.125"	24'	.824#
2"	.093"	24'	.851#
2"	.093"	26'	.851#
2"	.125"	24'	1.126#
2"	.250"	24'	2.100#
3"	.250"	18'	3.204#
3"	.375"	20'	4.725#
4"	.250"	24'	4.500#
6"	.250"	24'	6.900#

ALUMINUM SQUARE TUBE

6063-T52, QQ-A-200/9



A	B	LENGTH	WEIGHT/FT
1/2"	.063"	24'	.131#
3/4"	.050"	24'	.161#
3/4"	.063"	24'	.206#
3/4"	.093"	24'	.293#
3/4"	.125"	24'	.374#
1"	.062"	24'	.278#
1"	.093"	24'	.405#
1"	.125"	24'	.524#
1-1/4"	.062"	24'	.353#
1-1/4"	.093"	24'	.516#
1-1/4"	.125"	24'	.675#
1-1/2"	.062"	24'	.430#
1-1/2"	.093"	24'	.632#
1-1/2"	.125"	24'	.824#
1-3/4"	.125"	24'	.975#
2"	.065"	24'	.605#
2"	.093"	24'	.851#
2"	.093"	26'	.851#
2"	.125"	24'	1.126#
2"	.190"	24'	1.627#
2"	.250"	24'	2.100#
2-1/2"	.125"	24'	1.425#
3"	.093"	24'	1.298#
3"	.125"	24'	1.760#
4"	.125"	24'	2.324#
5"	.125"	24'	2.925#
6"	.125"	24'	3.525#
8"	.190"	24'	7.050#